

UNIVERSAL

QUICK DISCONNECTS

UNIVERSAL SERIES COUPLERS


- Automatic Coupler means flow will cut off automatically at time of disconnect
- Brass Couplers have brass body and brass sleeve with brass valve, 6 steel locking balls, NBR seal and 6 stainless steel springs.
- Stainless Steel Couplers have stainless steel body and stainless steel sleeve with stainless steel valve, 6 steel locking balls, FKM seal, and stainless steel springs
- Coupler compatible with ARC 210, Parker Interchange and Industrial Interchange plugs
- Maximum working pressure is 250 PSI

BRASS MALE COUPLER




Part#	Body Size	Thread Size	List Price
28-579	1/4"	1/4"	10.61
28-589	1/4"	3/8"	10.16

BRASS FEMALE COUPLER




Part#	Body Size	Thread Size	List Price
28-560	1/4"	1/4"	13.54

BRASS HOSE ID COUPLER




Part#	Body Size	Barb Size	List Price
28-690	1/4"	1/4"	12.25
28-691	1/4"	3/8"	11.52

STAINLESS STEEL MALE COUPLER



Part#	Body Size	Thread Size	List Price
28-579SS	1/4"	1/4"	186.11

STAINLESS STEEL FEMALE COUPLER




Part#	Body Size	Thread Size	List Price
28-560SS	1/4"	1/4"	186.11

STAINLESS STEEL INDUSTRIAL MALE PLUG



Part#	Body Size	Thread Size	List Price
28-546SS	1/4"	1/4"	36.26

STAINLESS STEEL INDUSTRIAL FEMALE PLUG



Part#	Body Size	Thread Size	List Price
28-534SS	1/4"	1/4"	36.26