

COUPLERS

PNEUMATIC ACCESSORIES

ST SERIES...HIGH FLOW

SPECIFICATIONS

Brass - Coupler & Steel Plug

Temperature Range	-40° to 250°	
Rated Pressure	4650	2350

- Non-valved couplings for applications where maximum flow is required. Ideal for applications such as high pressure water and steam washers, carpet cleaners and mold coolant lines. They are often used in food processing, on fluid and dye transfer lines.
- Standard seals are Buna-N (Nitrile).

MALE PIPE COUPLER


BRASS



Part #	Body & Thread Size	List Price
28-667	1/8"	20.63
28-665	1/4"	16.12
28-666	3/8"	16.91
28-668	1/2"	24.80
28-669	3/4"	50.80
28-670	1"	79.14

FEMALE PIPE COUPLER

BRASS



Part #	Body & Thread Size	List Price
28-671	1/8"	13.33
28-651	1/4"	14.68
28-652	3/8"	15.87
28-672	1/2"	24.16
28-673	3/4"	44.90

MALE PLUG

STEEL



Part #	Size	List Price
28-675	1/8"	8.88
28-639	1/4"	6.88
28-640	3/8"	5.24
28-676	1/2"	5.97
28-677	3/4"	18.26

FEMALE PLUG

STEEL



Part #	Size	List Price
28-688	1/8"	5.71
28-619	1/4"	6.93
28-620	3/8"	5.84
28-679	1/2"	9.00
28-680	3/4"	17.32
28-681	1"	46.18

MOLD COOLANT-LINE QUICK COUPLERS

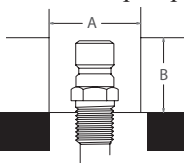

OPERATING PRESSURE:

200 PSIG (14.06 Kg/sq. cm)

Standard Seal:

SILICONE: -90°F to 400°F (-68°C to + 205°C)

- Our coolant couplers are engineered for optimum speed and performance in connecting coolant lines to molds used for thermoplastic, thermosetting, blow molding, diecasting and on other types of tooling and equipment utilizing a constant fluid flow pumped through cooling channels.



MALE PLUG (BRASS)

1/4" BASIC SIZE

Part #	Size	A	B	List Price
29-900	1/8"	0.69	0.69	3.16
29-901	1/4"	0.84	0.94	3.78
29-902	3/8"	1.00	0.97	3.35

3/8" BASIC SIZE

Part #	Size	A	B	List Price
29-906	1/4"	1.00	0.94	5.07
29-907	3/8"	1.00	1.13	4.92
29-908	1/2"	1.81	1.25	8.36

1/2" BASIC SIZE

Part #	Size	A	B	List Price
29-911	1/2"	1.25	1.50	9.89
29-912	3/4"	1.50	1.56	15.21

FEMALE PLUG (STEEL)

1/4" BASIC SIZE

Part #	Size	List Price
29-903	1/8"	3.26
29-904	1/4"	3.41
29-905	3/8"	5.12

3/8" BASIC SIZE

Part #	Size	List Price
29-909	1/4"	4.25
29-910	3/8"	5.74

1/2" BASIC SIZE

Part #	Size	List Price
29-913	1/2"	13.72
29-914	3/4"	25.40

MINI TYPE QUICK DISCONNECTS

MALE COUPLER



Part #	Size	List Price
28-605	1/8"	7.55

FEMALE PLUG



Part #	Size	List Price
28-608	1/8"	2.02