

# IntelliTools®



## INTELLISENSOR® DIGISCAN

Detects and differentiates wood, metal and live wire simultaneously through drywall, tile, plaster and other common wall materials. Easy to read LCD display for visual and audio detection of stud edge and center positions. Locates wood studs and live AC wires in both standard (3/4") and Deep Read modes (1-1/2"). Automatic calibration in both standard and Deep Read mode. Pencil line to easily note location of stud edges. Heavy duty ABS construction for durability. Automatic shut off.

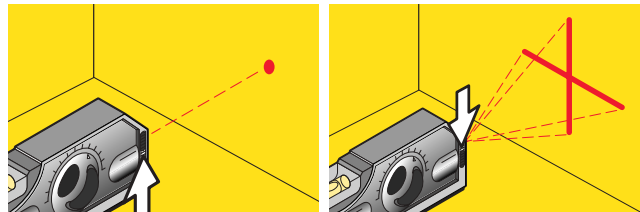
Product ID No.	Box/Ctn
77-250	0 / 4

# IntelliTools®



## INTELLIPOINT™ – PLUS LEVEL

Aluminum base for added strength and accuracy. Base fitted with threaded 1/4-20 insert for tripod mounting. Accurate to 1/4" over 100 feet. Projects eye-safe, Class 3a laser dot visible on almost any surface. Rotating vial that operates through 180°. Made of tough ABS plastic. Magnetic base for holding on to metallic surfaces.



### INTERNAL ROTATING VIAL (90° TO 0° TO 90°) WITH DETENTS AND BUILT IN SWITCH TO CHANGE LASER DOT TO CROSS BEAM.

Product ID No.	Vials	Box/Ctn
77-009	2	2 / 4

## INTELLISENSOR® STUD SENSOR

Detects and locates studs and joists. LED display and buzzer indicates stud edge and center position for accurate marking. Pencil hole marker. High impact ABS Case. Automatic calibration. Uses 9v battery (not included).



Product ID No.	Box/Ctn
77-110	2 / 8

## INTELLIMEASURE® DISTANCE ESTIMATOR WITH LASER POINTER

Ultra-sonic measurer with laser pointer. Safe, visible red laser pointer to precisely locate point to be measured. Greater accuracy in readings 50' range and accurate to +/- .5% of reading. Measuring time: 2-6 seconds. Readings may be taken from top or bottom of the case. Incorporates: areas and volume calculation, memory storage and recall, automatic summing of measurements. Digital display gives readings in both English and metric graduations. Data input accompanied by beep when buttons pressed. Low battery indicator. Automatic shut off.



Product ID No.	Box/Ctn
77-007	2 / 8



STANLEY

## FatMax® LEVEL LASER



### FATMAX® LEVEL WITH LASER

Use to trim porches and deck posts to uniform heights; align wall tiles, align cabinets and plumb/level windows and frames. Shock absorbing end caps with non-marring bumpers. Extra large comfort grip. 5mW power. Wave length 635-670nm. Laser class IIIA. System accuracy +/- 1/4" @ 100'. Complete kit includes: FatMax™ Level Laser, Beam Line Spreader, Beam Cross Line, Carrying Case, Reflective Laser Targets and Instruction Manual.



Product ID No.	Size	Box/Ctn
43-700	24"	0 / 1



### EXTENDING TRIPOD

Heavy duty aluminum construction. Allows for hands-free IntelliLevel® Laser Level usage and other products which require a tripod. Extends to 7' 8". Chain guard attachment to maintain leg stability. Convenient carrying strap.

Product ID No.	Box/Ctn
77-014	1 / 1

INTELLITOOLS™ REPLACEMENT BATTERIES		
Product ID No.	Product Description	Alkaline Batteries
77-007	IntelliMeasure® Laser Estimator	AA 9V 1
77-009	IntelliPoint™ Plus Level	2 1
77-110	IntelliSensor® Stud Sensor	1 1
77-250	IntelliSensor® Digiscan	1 1



77-014 WITH 43-700 FATMAX® LEVEL LASER



**FATMAX® BRASSBOUND HARDWOOD LEVEL**

Precision milled hardwood for accuracy and long life. Thick glass vial covers for increased impact-resistance with rubber gaskets to protect vials from moisture. Brass reinforced rubber end caps to absorb shock. Metal hook allows easy job-site hanging (48" only).

Product ID No.	Vials	Length in Inches	Box/Ctn
42-345	6	24	0 / 3
42-350	6	48	0 / 3



**SHOCK ABSORBING END CAPS**



**MAGNETIC VERSIONS HAVE 35% STRONGER HOLDING POWER**

**FATMAX® LEVELS**

Aluminum structure for increased durability. Top-read center vial for easy readability. Block vials for maximum accuracy and durability. Level accuracy of 0.0005 in/in (0.5mm/m). Highly visible accents to easily find level on worksite. Shock absorbing end caps and overall design to maintain accuracy. Superior magnetic holding power (Magnetic versions only). Hang hole for easy storage. Hand hole with soft grip for comfort. Seamless one-piece extrusion for rugged use. Milled working surface for improved accuracy. Non-marring side bumpers for use against finished surfaces

Product ID No.	Vials	Length in Inches	Box/Ctn
43-500	3	24	0 / 3
43-504 <i>Magnetic</i>	3	24	0 / 6
43-502	3	48	0 / 3
43-506 <i>Magnetic</i>	3	48	0 / 3
43-507	3	72	0 / 3

TOP READ CENTER VIAL



**PROFESSIONAL I-BEAM LEVELS**

Durable heavy duty aluminum construction to maintain accuracy. Top read center vial for easy readability. 360° vial set directly into frame, never need adjustment. Large, clear vial covers for easy readability. Removable vial cover for easy vial replacement. Pipe groove for use on rounded surfaces. Patent pending shock absorbing end caps for durability. Full length magnetic strip (Magnetic versions only). Hang hole for easy storage. Hand holes for ease in handling. Serious DIY and professional applications.

Product ID No.	Vials	Length in Inches	Box/Ctn
42-240	3	24	0 / 6
42-244	3	24	0 / 6
42-480	3	48	0 / 3
42-486	3	48	0 / 3
42-720	3	72	0 / 3
42-789	3	78	0 / 3



**TOP READ ALUMINUM LEVELS**

Durable yet lightweight aluminum construction for all purpose use. Top read center vial for easy readability (top read not available on 12" level). Yellow vial covers for high visibility and easier reading vials. End caps to prevent denting. Hang hole for easy storage. Hand holes on 24", 36" and 48" levels for easy handling.

Product ID No.	Vials	Length in Inches	Box/Ctn
42-073	3	18	0 / 5
42-074	3	24	0 / 5
42-076	3	48	0 / 5



MEASURING SCALE FOR VERSATILITY

**HIGH IMPACT ABS LEVEL**

Made from high impact ABS plastic. Durable, shock resistant construction to maintain accuracy. Won't dent like aluminum levels. Top read center vial for easy readability. Measuring scale for multi tasks. Non-marring for use on finished surfaces. High visibility color to easily find level on work site.

Product ID No.	Vials	Length in Inches	Box/Ctn
42-466	3	12	0 / 10
42-467	3	18	0 / 6
42-468	3	24	0 / 6
42-470	3	48	0 / 6



## LEVEL CASE

High density polyethylene for long life. Holes in bottom for drainage. Convenient hang tab for easy storage. Twist lock cap prevents accidental opening.

Product ID No.	Box/Ctn
42-027 Fits Most 48" Levels	6 / 6



## ALUMINUM LINE LEVEL

Lightweight, aluminum construction. Special hooks hold to line which allows level to slide freely for easy positioning. Bottom is flat for surface leveling. 360° vial.

Product ID No.	Vials	Length		Box/Ctn
		Inches	mm	
42-287	1	3-3/32	79	6 / 72



## SHOCKRESISTANT TORPEDO LEVEL

Heavy-duty aluminum frame for durability. Open top read vial for maximum readability. Rubber end caps for shock absorption. Non-marring feet. Pipe groove. Water resistant. Magnetic and lighted versions available. Automatic shut off (43-512 only).

Product ID No.	Vials	Length in Inches	Box/Ctn
43-510	3	9	6 / 36
43-511 Magnetic	3	9	6 / 36
43-512 Lighted Magnetic	3	9	6 / 36



## HIGH VISIBILITY PLASTIC LINE LEVEL

High visibility plastic line level is accurate with a 360° vial. Level is lightweight yet very durable. Flat base is ideal for surface leveling.

Product ID No.	Color	Vials	Length		Box/Ctn
			Inches	mm	
42-193	Yellow	1	3	76	6 / 72



## CAST ALUMINUM TORPEDO LEVEL

Durable, heavy-duty cast aluminum frame with large, top read vial window. Tinted 360° vials for easy reading are replaceable in seconds. Ideal for pipe and conduit work. Magnetic strip allows hands-free operation on metal surfaces.

Product ID No.	Vials	Length in Inches	Box/Ctn
42-465 Magnetic	3	9	6 / 36



## 8" TORPEDO LEVEL

Top reading feature allows greater visibility. Made of tough ABS plastic. Level, plumb and 45° vial. Base of 42-291 has magnetic strip that holds to iron and steel surfaces for hands-free operation.

Product ID No.	Vials	Length		Box/Ctn
		Inches	mm	
42-294	3	8	203	6 / 36



## MAXSTICK™ STRAIGHT EDGE

Ideal for edge markings. Provides an accurate measure and can be used as a saw guide. Laminated tape rule guide is permanently adhered for durability. Center wall protects fingers. Rigid aluminum construction. Lightweight. Easy to read scale on front and back, marked with standard heights for light switches, dead bolts, door locks and electrical outlets.

Product ID No.	Length	Box/Ctn
45-101	24"	0 / 4
45-103	48"	0 / 4



## BRASS PLUMB BOB

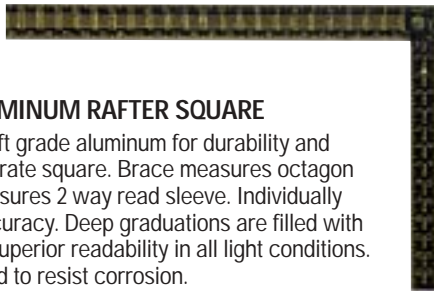
Screw top to easily attach string to center of plumb. Polished lacquered solid brass construction resists rust. Replaceable, hardened, steel tip for longer life. Additional tip included on 8 oz. size. Thru hole for easy tightening.

Product ID No.	Size		Box/Ctn
	oz.	gr.	
47-969	4	113	6 / 36
47-973	8	226	6 / 36



WARNING: WORK SAFELY WITH TOOLS WEAR SAFETY GOGGLES.

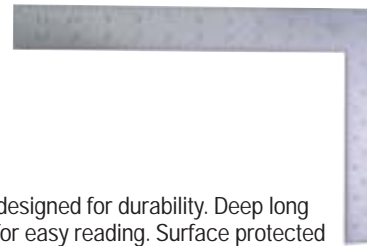
Toll Free Customer Service Number: 1-800-262-2161  
Customer Service FAX Number: 1-800-643-3756



**PREMIUM ALUMINUM RAFTER SQUARE**

Extra thick aircraft grade aluminum for durability and maintaining accurate square. Brace measures octagon scale; board measures 2 way read sleeve. Individually inspected for accuracy. Deep graduations are filled with yellow paint for superior readability in all light conditions. Surface protected to resist corrosion.

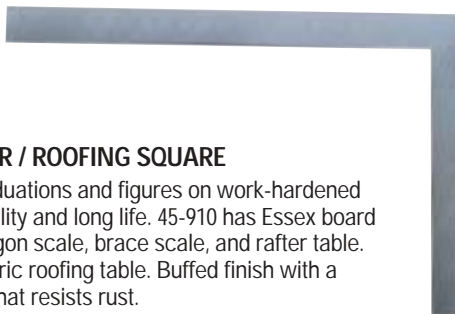
Product ID No.	Finish	Length		Graduation		Box/Ctn
		Body	Tongue	Face	Back	
45-011 English	Black	24" x 2"	16" x 1-1/2"	1/16", 1/8"	1/16", 1/10", 1/12"	3 / 3



**12" STEEL SQUARE**

Work hardened steel designed for durability. Deep long wearing graduations for easy reading. Surface protected with a clear finish that resists rust.

Product ID No.	Finish	Length		Graduation		Box/Ctn
		Body	Tongue	Face	Back	
45-912 English	Buffed	12" x 1-1/2"	8" x 1"	1/16"	1/16"	6 / 6



**STEEL RAFTER / ROOFING SQUARE**

Embossed graduations and figures on work-hardened steel for durability and long life. 45-910 has Essex board measure, octagon scale, brace scale, and rafter table. 45-530 has metric roofing table. Buffed finish with a clear lacquer that resists rust.

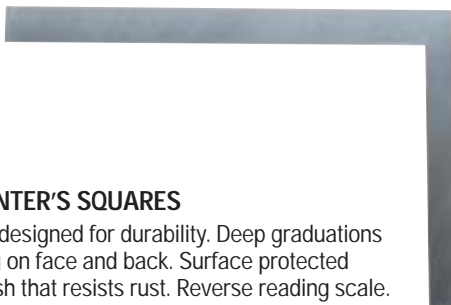
Product ID No.	Finish	Length		Graduation		Box/Ctn
		Body	Tongue	Face	Back	
45-910 English	Buffed	24" x 2"	16" x 1-1/2"	1/16", 1/8"	1/16", 1/10", 1/12"	6 / 6



**STAIR GAUGES**

Easily attaches to all carpenter squares for fast layout of stair treads. Solid brass body. Fits most carpenter squares. Set of two.


Product ID No.	Box/Ctn
45-711 Brass	3 / 36



**STEEL CARPENTER'S SQUARES**

Tempered steel designed for durability. Deep graduations for easy reading on face and back. Surface protected with a clear finish that resists rust. Reverse reading scale.

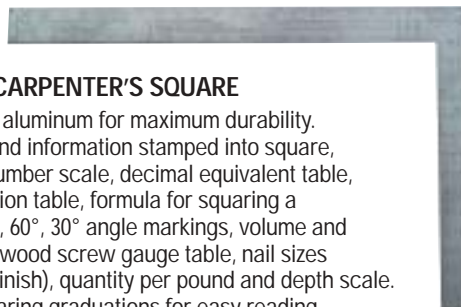
Product ID No.	Finish	Length		Graduation		Box/Ctn
		Body	Tongue	Face	Back	
45-500 English	Buffed	24" x 2"	16" x 1-1/2"	1/8"	1/8"	6 / 6



**FOLDING SQUARE**

90 degree and 45 degree angles for versatility of job applications. For use in tiling floors and patios, cabinetry and general layout. Durable yet lightweight aluminum construction. Easy to fold and store. Hang hole for easy storage.

Product ID No.	Length Body	Box/Ctn
45-013	4'	0 / 4



**ALUMINUM CARPENTER'S SQUARE**

High tempered aluminum for maximum durability. Useful tables and information stamped into square, such as: new lumber scale, decimal equivalent table, metric conversion table, formula for squaring a foundation, 45°, 60°, 30° angle markings, volume and area formulas, wood screw gauge table, nail sizes (common and finish), quantity per pound and depth scale. Deep, long-wearing graduations for easy reading. Protective lacquered coating resists corrosion.


Product ID No.	Finish	Length		Graduation		Box/Ctn
		Body	Tongue	Face	Back	
45-300 English	Buffed	24" x 2"	16" x 1-1/2"	1/8"	1/8"	6 / 6



# Layout Tools

## PREMIUM ADJUSTABLE QUICK SQUARE® LAYOUT TOOL


Rafter layout square with adjustable arm – a Stanley® exclusive. Ideal for marking repetitive cuts accurately. Black body with yellow graduations for maximum readability in all light conditions. Heavy duty aluminum construction is lightweight yet durable. Common/Jack and Hip/Valley scales. Can be used as a saw guide, bevel, or protractor.



Product ID No.	Base Length	Rule Length	Box/Ctn
46-053	10-3/4"	6-3/4"	6 / 6

## PREMIUM QUICK SQUARE® LAYOUT TOOL

Rafter layout square with black body and yellow graduations for maximum readability in all light conditions. Aluminum construction is lightweight yet durable. Extra thick body for use as a saw guide with a 0° to 90° protractor scale.



Product ID No.	Base Length	Rule Length	Box/Ctn
46-071	10-1/4"	6-3/4"	6 / 6

## ADJUSTABLE QUICK SQUARE® LAYOUT TOOL

Exclusive movable locking arm insures fast, accurate and repeatable measurements. Use as a power saw guide, protractor, rafter square or combination square. Buffed finish. Detailed instruction book included.



Product ID No.	Finish	Base Length	Rule Length	Box/Ctn
46-050	Buffed	10-3/4"	6"	6 / 6
46-052	Buffed	16-1/4"	10"	4 / 4

## QUICK SQUARE® POCKET SQUARE

Versatile layout tool works as a rafter square, try square, protractor, or power saw guide. Heavy duty ABS plastic body. Detailed instruction book included.



Product ID No.	Base Length	Rule Length	Box/Ctn
46-060	10-13/16"	6-3/4"	6 / 6

## QUICK SQUARE® LAYOUT TOOL

Aluminum lightweight, yet durable construction. For use as a saw guide, for special angle measurements and cuts and as a protractor. Detailed instruction book included.



Product ID No.	Base Length	Rule Length	Box/Ctn
46-067	10-1/4"	6-3/4"	0 / 3

## SOLID HARDWOOD TRY SQUARE

Durable etched, stainless steel 8" blade, coated to resist rust. 1/16" graduations. Handle is solid hardwood, lacquer coated with brass face plates.




Product ID No.	Blade		Blade Width Inches	Handle		Box/Ctn
	Inches	mm		Inches	mm	
46-209	8	203	1-1/2	5-3/8	136	6 / 6

## PLASTIC HANDLE TRY / MITRE SQUARE

Lightweight square for laying out 45° and 90° angles. 8" blade with 1/8" graduations.



Product ID No.	Blade		Blade Width Inches	Handle		Box/Ctn
	Inches	mm		Inches	mm	
46-502 English	8	203	1-1/2	5-1/8	130	6 / 60



**COMBINATION SQUARES**

Durable etched, hard chrome plated blades. Rust-resistant for blade longevity. 12" square has precision machined working surfaces. Scriber for easily marking surfaces. Easy read vial. Brass hardware. High visibility yellow, die cast handle.

Product ID No.	—O/A Length—		Box/Ctn
	Inches	mm	
46-323	7	178	6 / 6
46-131	16	407	0 / 3
46-028 <i>English/Metric</i>	12	305	0 / 6
46-123	12	305	0 / 3



**COMBINATION SQUARE**

Die cast metal handle has built in accuracy and durability. Coated blade resists rust. Scriber conveniently stores in handle. Level vial increases versatility.

Product ID No.	—O/A Length—		Box/Ctn
	Inches	mm	
46-222 <i>English</i>	12	305	0 / 6



**PLASTIC HANDLE COMBINATION SQUARE**

Durable plastic handle for long life. Coated blade resists rust. Deep debossed graduations are more accurate and longer lasting. Level vial increases versatility.

Product ID No.	—O/A Length—		Box/Ctn
	Inches	mm	
46-012 <i>English</i>	12	305	0 / 6



**SOLID HARDWOOD T-BEVEL**

Durable steel blade coated to resist rust. Select, hard rock maple wood handle. Recessed grip area. Solid brass end plates.

Product ID No.	—Blade—		—Handle—		Box/Ctn
	Inches	mm	Inches	mm	
46-813	8	203	5-1/2	140	6 / 0



**T-BEVEL**

Tough plastic handle with handy grip. Stainless steel blade and blade locking device.

Product ID No.	—Blade—		—Handle—		Box/Ctn
	Inches	mm	Inches	mm	
46-825	8	203	5-1/2	140	6 / 36



**MAGNETIC STUD FINDER**

A useful tool for locating wall studs. Magnet is attracted to steel nails used to hold drywall to studding. Base of the stud finder is notched for marking once studs are located.

Product ID No.	—O/A Length—		Box/Ctn
	Inches	mm	
47-400	1-3/8 x 1-3/8 x 1-1/4	35 x 35 x 32	6 / 36



**STYRENE MARKING GAUGE**

Made of tough impact styrene with metal face plate for long wear. Thumbscrew and shoe. One side graduated in 16ths of an inch and reverse side in 2mm graduations.

Product ID No.	—O/A Length—		Box/Ctn
	Inches	mm	
47-064	8-7/16	214	5 / 30



**STANLEY**  
**FatMax**



**FATMAX®**  
**CHALK LINE REEL**

3:1 gear drive for faster rewind. Holds up to a 4 oz bottle of Stanley® Chalk. Chalk line has two times the tensile strength of traditional lines and lasts twice as long. Locking button holds string in place. Water resistant case with rubber grips for comfort. Comes with spare hook.

Product ID No.	—Length—		Box/Ctn
	Feet	Meters	
47-140	100	30	0 / 8
47-681	100	30	0 / 5

3 Piece Set  
FatMax® Chalk Line Reel  
4 oz. Bottle Stanley® Blue Chalk  
Aluminum Line Level



**GEAR DRIVE**  
**CHALK LINE REEL**

Super fast rewind ratio saves time. Tough ABS safety yellow case. Universal hook designed to take on-the-job punishment. Sliding door to fill chalk reel easily.

Product ID No.	—Length—		Box/Ctn
	Feet	Meters	
47-120	100	30	0 / 6



**DIE CAST CHALK LINE REEL**

Durable, heavy-duty die cast body for extra long life. Long wearing felt gasket hugs line and distributes uniform chalk coating. Universal hook has been designed to endure the rigors of everyday use. Can be used as plumb bob.

Product ID No.	—Length—		Box/Ctn
	Feet	Meters	
47-099	100	30	2 / 24



**CHALK LINE REEL**

Shatter resistant polypropylene case. Easy to fill. Free wheeling crank mechanism.

Product ID No.	—Length—		Box/Ctn
	Feet	Meters	
47-200	100	30	6 / 24
47-672	50	—	5 / 5

3 Piece Set  
Chalk Line Reel  
4 oz. Bottle Stanley® Blue Chalk  
Plastic Line Level



47-671	50	—	5 / 5
--------	----	---	-------

2 Piece Set  
Chalk Line Reel  
4 oz. Bottle Stanley® Blue Chalk



**REPLACEMENT**  
**CHALK LINES**

High quality replacement line, 100 ft. (30m) on reel.

Product ID No.	—Length—		Box/Ctn
	Feet	Meters	
47-141	100	30	6 / 36



**DCALK REFILLS**

High grade chalk in a choice of two vivid colors. Packed in plastic canisters with easy-pouring spout. Plastic bottle twist-to-open cap.

Product ID No.	Size in Pounds	Color	Box/Ctn
47-919	2.5	Red	4 / 4
47-804	8	Red	12 / 12
47-803	8	Blue	12 / 12