



when it really counts



**COMPLETE CORDLESS
SOLUTIONS FOR
METALWORKING**



Lithium High Density

metabo[®]

PROFESSIONAL POWER TOOL SOLUTIONS

MAKE YOUR FAB SHOP CORDLESS WITH METABO

THE MOST POWERFUL BATTERY TECHNOLOGY WITH THE BROADEST RANGE OF SPECIALTY

2-in-1 Tapping Tool & Drill/Driver

with patented thread-tapping function
GB 18 LTX BL Q I
(p9)

4-1/2" Brushless Angle Grinder

w/brake and non-locking paddle switch
corded power metal grinding & cutting applications
WPB 18 LTX BL 115 Quick
(p6)

6" Brushless Angle Grinder

w/brake and non-locking paddle switch
corded power metal cutting & grinding applications
WPB 18 LTX BL 150 Quick
(p6)

LED Job Site Light

1,200-2,600 Lumens
BSA 14.4-18 LED

1/4" Impact Driver

SSD 18 LTX 200

1/2" Impact Wrench

SSW 18 LTX 200

for fast, lightweight fastening applications

Compact High Torque 1/2" Brushless Impact Wrench

12 speeds and 295 ft. lbs. of torque
SSW 18 LTX 400 BL


High Torque 1/2" Impact Wrench

450 ft. lbs. of torque
SSW 18 LTX 600

High Speed Die-Grinder for sanding, honing, polishing or machining metal, plastic and wood
GPA 18 LTX

Beveling Tool

for chamfering metal
• Up to 5/32 at 45°
• Up to 1/8 radius
KFM 18 LTX 3 RF (p9)



METAL TOOLS LETS YOU "CUT THE CORD"!

18V/36V Multi-Bay Charger
charges up to 8 batteries simultaneously
ASC Multi 8
(p10)

Burnisher
produces fine finishes on
stainless steel surfaces
S 18 LTX 115
(p8)

High Visibility LED Site Light
with magnet and diffuser screen
dust/waterproof rated IP56
1,200/2,600 Lumens
BSA 14.4-18 LED Industrial

ESS METAL
OP by metabo
PROFESSIONAL POWER TOOL SOLUTIONS

18V LED Industrial
Site Lamp
18 Powerful LEDs
Head Swivels 180°
Waterproof Rated IP56
High Visibility Yellow
Mounting Magnet and
Diffuser Screen

18V Burnisher
Electronic Soft Start
Electronic Clutch
High Torque Gearing

12V 5" INOX
Angle Grinder
Electronic Soft Start
Electronic Clutch
High Torque Gearing

**2-1/2" Band
Saw with Brake**
precise, burr-free,
cuts in metal,
aluminum, plastic
(with minimal sparks)
MBS 18 LTX 2.5
(p9)

18V 2.5" Band Saw
Safety Brake
Burr-Free Blade
Clamping System
Standard Safety Guard
Blade Dimensions: 25.1" x 1.1" x 0.08"

18V Flat Head
Grinder/Polisher
Electronic Soft Start
Electronic Clutch

18V Pipe/Tube
Sander
Electronic Soft Start
Electronic Clutch
Wheel Size: 21"

**Pipe and Tube
Sander**
for reworking
and polishing
mounted handrails
and pipes
RB 18 LTX 60
(p8)

18V Band File
Electronic Soft Start
Electronic Clutch
Wheel Size: 1.1" x 1.1" x 0.08"

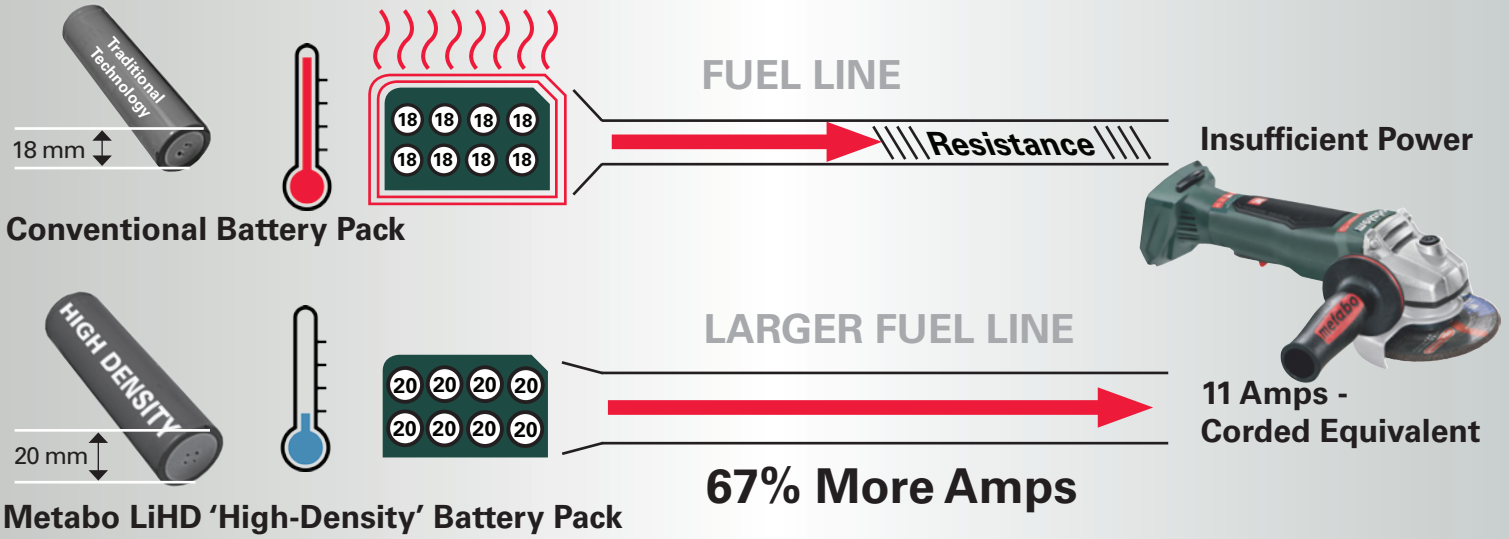
5" Flat Head Grinder
for getting into narrow
spaces small as 43°
WPF 18 LTX 125 (p6)

Band File grinds, burnishes and
deburrs in difficult to reach places
BF 18 LTX 90 (p8)

Fillet Weld Grinder grinds/finishes stainless steel
weld seams in tight and hard to reach places
KNS 18 LTX 150 (p8)

Industrial Power = LiHD cells deliver MORE POWER with less resistance


Bigger Cells "Larger Fuel Line" = 67% Higher Current Delivery



New Battery Pack = 50% Less Heat Resistance = 87% More Run Time

Air-Cooled design allows for faster charging cycles

Highest quality copper and nickel plating in connectors



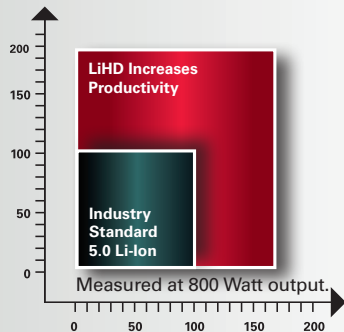
Larger, higher current carrying contacts

More robust silver plated copper power rails

10 New LiHD Patents



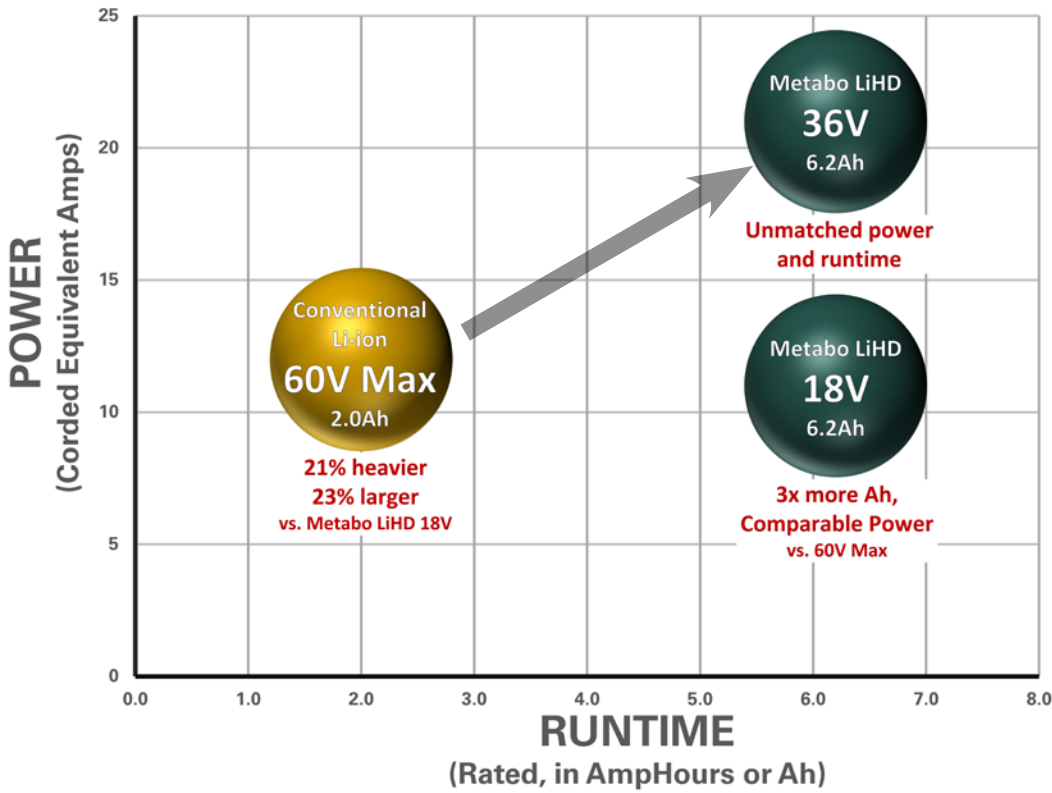
Cordless Industrial Power is now possible



87% LONGER RUN TIME

67% MORE POWER

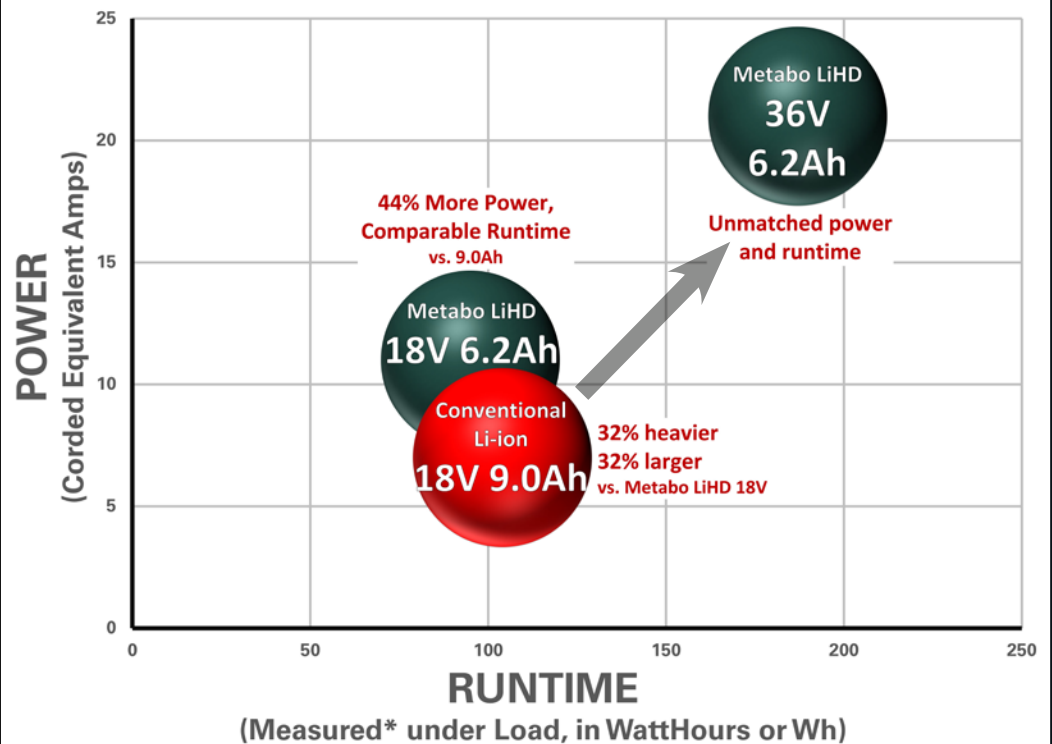
Metabo LiHD vs. 60V Max Li-ion



18V LiHD = 3x MORE Ah
36V LiHD = 2x MORE POWER, 3x MORE Ah than 60V Max 2.0Ah

Metabo LiHD vs. 9.0Ah Li-ion

18V LiHD = 44% MORE POWER
36V LiHD = 3x MORE POWER, 80% MORE RUNTIME than 9.0Ah Li-ion



*Measured at 800W for 18V and 1,600W for 36V

Don't compromise: LiHD TECHNOLOGY ALLOWS YOU TO HAVE POWER + RUNTIME IN A COMPACT BATTERY PACK!

BRUSHLESS ANGLE GRINDERS FLAT HEAD ANGLE GRINDER

Corded Power and Safety in a Cordless Grinder

18V 4-1/2" Brushless Angle Grinder
WPB 18 LTX BL 115 Quick

18V 6" Brushless Angle Grinder
WPB 18 LTX BL 150 Quick

2nd Generation BL Motor
Equivalent to 11 Amp corded

Safety Brake: Stops the wheel in under 2 sec.

Metabo Safety Clutch
Significantly reduces the risk of kick-back



Paddle Switch

Rotatable battery pack
Ideal for grinding and cutting applications in hard to reach areas



Quick Nut Allows for Toolless Wheel Change

18V 5" Flat Head Angle Grinder
WPF 18 LTX 125

- Non-locking paddle switch
- Electronic clutch
- Electronic overload protection
- Power interruption protection
- 2-5/8" Clearance fits angles >43°



NEW

36 Volt

36V 9" Brushless Angle Grinder
WPB 36 LTX BL 230

- 6,600 RPM
- Safety brake
- Non-locking paddle switch
- Electronic clutch
- Brushless motor

Also available 2 x 18V batteries



WORLD'S FIRST

18V Tapping Tool

18V 1/2" Brushless Drill / Driver Tapping Tool

GB 18 LTX BL Q I

- 0-600/0-2,050 RPM
- Brushless motor, 1,300 in. lbs. torque
- 2 in 1: Push pull tapping tool, 1/2" Drill Driver
- Impuls mode
- Quick chuck
- Electronic clutch

NEW



Tapping Tool with patented thread-tapping function cuts a perfect thread in seconds

NEW

18V 2.5" Band Saw

MSB 18 LTX 2.5

- Safety brake
- Tool-free blade changing system
- Standard safety guard
- Blade dimension: 32-7/8" x 1/2 x .02"
- 2-1/2" Cut capacity



2-1/2" Band Saw cuts precise burr-free cuts in metal, aluminum and plastic with minimal sparks

WORLD'S FIRST

18V Beveling Tool




18V Compact Beveling Tool

KFM 18 LTX 3 RF

NEW

- 7,000 RPM
- Uniform surfaces for highest weld quality
- Edge breaking / deburring of sheet metal
- Perfect radii of edges for optimal paint preparation
- Universal cutter head
- Detachable dust filter
- Patented one-touch controller



Used for 45° chamfers to 5/32 depth and radii of 5/64" and 1/8"

Visit metabousa.com for our complete line of accessories

Tools

36V - 1-1/4" Hammer

36V 1-1/4" SDS Plus Combination Hammer

KHA 36 LTX

- 0-1,100 RPM
- 0-4,500 BPM
- Rubber coated rear handle and 360° anti-vibration side handle
- Rotation stop for chiseling

Also available 2 x 18V batteries

18V + 18V = 36V

2 x 18V - 1-1/4" Hammer



NEW

The Industry's Largest Range of Cordless Specialty Metal Tools

18V 1/2" Brushless High Torque Impact Wrench
SSW 18 LTX 400 BL

For tough fastening applications.
12 speeds for versatility



295 ft. lbs.
MOST POWERFUL
IMPACT DRIVER
IN IT'S CLASS!



18V Burnisher
S 18 LTX 115

Burnishing tool produces fine finishes
on flat stainless steel surfaces



18V Fillet Weld Grinder/Finisher
KNS 18 LTX 150

Grinds/finishes stainless steel weld seams
in tight and hard to reach places



18V Pipe / Tube Sander
RB 18 LTX 60

For reworking and polishing mounted
handrails and pipes



18V Band File
BF 18 LTX 90

Band file grinds, burnishes and
deburrs in difficult to reach places

The Right Drill for the Right Application

DRILL/DRIVERS HAMMER DRILL/DRIVERS

18V 1/2" Brushless Hammer Drill/Driver
SB 18 LTX-3 BL Q I

3-Speed Gearbox for Versatile Use:

- 3,800 RPM for fast drilling and pilot holes
- 2,050 RPM for most common applications
- 600 RPM for high torque needs

Quick Change Chuck
with 1/4" hex bit holder



Most Powerful BL Motor

- Up to 1,300 in. lbs. torque
- Longest life and runtime

11 Electronically Controlled Clutch Settings:

- Precise
- Impuls mode for drilling into soft material

Quick Accessories:

- Right Angle Attachment
- X3 Torque Multiplier
- Lock-on Bit Holder

COMPACT



NEW

18V 3/8" Drill/Driver
BS 18 Quick

Chuck: 3/8"
RPM: 0-450 / 0-1,600
Max Torque: 425 in. lbs.

18V 1/2" Hammer Drill/Driver
SB 18

Chuck: 1/2"
RPM: 0-450 / 0-1,600
Max Torque: 425 in. lbs.
BPM: 24,000

PERFORMANCE - LT



NEW

18V 1/2" Brushless Drill/Driver
BS 18 LT BL

Chuck: 1/2"
RPM: 0-600 / 0-2,100
Max Torque: 531 in. lbs.



NEW

18V 1/2" Brushless Hammer Drill/Driver
SB 18 LT BL

Chuck: 1/2"
RPM: 0-600 / 0-2,100
Max Torque: 531 in. lbs.
BPM: 31,950

PROFESSIONAL - LTX



NEW

18V 1/2" Brushless Drill/Driver
BS 18 LTX BL I

Chuck: 1/2"
RPM: 0-600 / 0-2,050
Peak Torque: 1,300 in. lbs.



NEW

18V 1/2" Hammer Drill/Driver
SB 18 LTX BL I

Chuck: 1/2"
RPM: 0-600 / 0-2,050
Peak Torque: 1,300 in. lbs.
BPM: 32,300

**3
SPEED**



NEW

18V 1/2" Brushless Drill/Driver
BS 18 LTX-3 BL Q I

Chuck: 1/2"
RPM: 0-600 / 0-2,050/
0-3,800
Peak Torque: 1,300 in. lbs.

**3
SPEED**



NEW

18V 1/2" Brushless Hmr Drill/Driver
SB 18 LTX-3 BL Q I

Chuck: 1/2"
RPM: 0-600 / 0-2,050/
0-3,800
Peak Torque: 1,300 in. lbs.
BPM: 32,300

Featured Cordless Accessories



Lithium High Density

THREE AVAILABLE LiHD BATTERY PACKS

3.1 Ah LiHD Compact



625343000

Significantly smaller and lighter than full size battery packs. Provides run-time similar to many industry standard full size 18V batteries.

5.5 Ah LiHD



**67%
MORE
POWER**

625342000

Extreme power output, run-time and performance for largest range of applications.

6.2 Ah LiHD



**67%
MORE
POWER**

**87%
LONGER
RUN TIME**

625341000

The ultimate professional battery for the most demanding industrial applications.

X3 TORQUE MULTIPLIER



X3 Attachment

627256000

Multiplies torque by 3 times for tasks that demand more power. Fits the BS 18 LTX-3 BL Q I, and SB 18 LTX-3 BL Q I

ADAPTORS



Quick Change Right Angle Drive Adaptor

627242000

Fits LTX tools



Quick Change Right Angle Drive Adaptor

627241000



Quick Bit Holder

627261000

For BS 18 Quick



Quick Change Chuck

627240000

For BS 18 LTX BL Quick and SB 18 LTX BL Quick



Quick Change Tapping Chuck

627237000

With square insert for machine taps

| | Description | Model No./ Specs | BARE |
|----------------------------------|---|--|-----------|
| Accessories | Battery Power Adaptor | PA 14.4-18 LED-USB, Charges 2 cell phones/1 tablet, 7 hr LED light | 600288000 |
| | X3 attachment | Multiplies torque by 3 times for tasks that demand more power | 627256000 |
| | Quick change right angle adaptor for LTX | Converts drills and hammer drills | 627242000 |
| | Quick change right angle adaptor | For BS 18 Quick | 627241000 |
| | Quick Bit Holder | 1/4 Hex locking for all quick models | 627261000 |
| | Quick Change Chuck | For BS 18 LTX BL Quick and SB 18 LTX BL Quick | 627240000 |
| | Quick Change Tapping Chuck | With square insert for machine taps | 627237000 |
| | Small Tool Bag | Holds up to 2 tools | 657006000 |
| | Large Tool Bag | Holds up to 5 tools | 657007000 |
| | 9/16" Dust extraction accessory | Dustless drilling up to 9/16" dia. | 630829000 |
| 2-3/4" Dust extraction accessory | Dustless drilling up to 2-3/4" dia. | 631343000 | |
| Batteries & Chargers | LiHD 18V Compact 3.1Ah Battery | | 625343000 |
| | LiHD 18V 5.5Ah Battery | | 625342000 |
| | LiHD 18V 6.2Ah Battery | | 625341000 |
| | Li-Power Compact 18V 2.0Ah Battery | | 625596000 |
| | Li-Power 18V 5.2Ah Battery | | 625592000 |
| | Li-Power 36V 5.2Ah Battery | | 625529000 |
| | LiHD 36V 6.2Ah Battery | | 625344000 |
| | Charger for 18V - 36V | ASC 30-36 Charger | 627046000 |
| Fast Charger for 18V-36V | ASC Ultra Charger, Cuts charging time in half | 627268000 | |
| Multi-Bay Charger | ASC Multi 8 | 627301000 | |

CHARGERS



ASC Multi 8

627301000

Multi-Bay Charger

- Charges 8 batteries simultaneous
- Works with 18V and 36V batteries
- Heavy duty aluminum housing



ASC 30-36 Air-Cooled Charger

627046000

For 18V and 36V batteries (charges 1.4Ah in 30 min)



ASC Ultra Fast Air-Cooled Charger

627268000

For 18V and 36V batteries (charges 1.4Ah in 13 min)



100% COMPATIBILITY

The 3.1 Ah LiHD , 5.5 Ah LiHD and 6.2 Ah LiHD battery packs are compatible with all existing and future Metabo 18V tools and chargers.

Metabo Cordless Tool Program

A BATTERY FOR YOUR EVERY NEED
(tools are 18V unless indicated)

| | Description | Model No. | BARE P/N | P/N Tool with 2x Battery |
|-----------------|---|---|-----------|--|
| Drill/Drivers | 3/8" Drill/Driver (Quick chuck, 450/1,600 RPM) | BS 18 Quick | | US602217620 (2x 2.0 Ah) |
| | 3/8" Drill/Driver & 1/4" Impact Combo Kit | BS 18 Quick + SSD 18 LTX 200 | | US602217196 (2x 2.0 Ah) |
| | 1/2" Brushless Drill/Driver (600/2,100RPM, 531 in. lbs.) | BS 18 LT BL NEW | 602325890 | 602325520 (2x 2.0 Ah) |
| | 1/2" Brushless Drill/Driver (600/2,050RPM, 1,300 in. lbs.) | BS 18 LTX BL I NEW | 602350890 | 602350520 (2x 5.2 Ah) |
| | 1/2" Brushless Drill/Driver (Quick, 600/2,050/3,800 RPM, 1,300 in. lbs.) | BS 18 LTX-3 BL Q I NEW | 602355890 | 602355620 (2x 5.5 Ah LiHD) |
| | 1/2" High Speed Drill (35 in. lbs., 4,000 RPM) | BE 18 LTX 6 NEW | 600261890 | |
| Tap-ping | Brushless Tapping Tool & Drill/ Driver (Quick, 600/2,050 RPM, 1,300 in. lbs.) | GB 18 LTX BL Q I NEW | 603827890 | |
| Hammer Drills | 1/2" Hmr Drill/Driver (450/1,600 RPM, 425 in. lbs.) | SB 18 NEW | | 602245520 (2x 2.0 Ah) |
| | 1/2" Hmr Drill/Driver & 1/4" Impact Combo Kit | SB 18 + SSD 18 LTX 200 | | 685087520 (2x 2.0Ah) |
| | 1/2" Brushless Hmr Drill/Driver (600/2,100RPM, 531 in. lbs.) | SB 18 LT BL NEW | 602316890 | 602316520 (2x 2.0 Ah) |
| | 1/2" Brushless Hmr Drill/Driver (600/2,050RPM, 1,300 in. lbs.) | SB 18 LTX BL I NEW | 602352890 | 602352520 (2x 5.2 Ah) |
| | 1/2" Brushless Hmr Drill/Driver (Quick, 600/2,050/3,800 RPM, 1,300 in. lbs.) | SB 18 LTX-3 BL Q I NEW | 602357890 | 602357620 (2x 5.5 Ah LiHD) |
| | 1/2" Impact Drill (213 in. lbs, 3,000 RPM, 57,000 BPM) | SBE 18 LTX NEW | 600845890 | |
| Impact Drivers | 1/4" Hex 3-Speed Impact Driver (2,500 RPM, 1,328 in. lbs., 3,300 BPM) | SSD 18 LTX 200 | 602196850 | 602196620 (2x 2.0 Ah) US602196310 (2x 3.1 Ah LiHD) |
| | 1/2" 3-Speed Impact Wrench (2,300 RPM, 1,859 in. lbs., 3,000 BPM) | SSW 18 LTX 200 | 602195850 | US602195310 (2x 3.1 Ah LiHD) |
| | 1/2" Brushless High Torque Impact Wrench (2,150 RPM, 295 ft. lbs., 4,250 BPM) | SSW 18 LTX 400 BL | 602205890 | US602205310 (2x 3.1 Ah LiHD) US602205550 (2x 5.5 Ah LiHD) |
| | 1/2" Ultra High Torque Impact Wrench (1,600RPM, 450 ft. lbs., 2,200 BPM) | SSW 18 LTX 600 | 602198890 | US602198550 (2x 5.5 Ah LiHD) |
| Drywall Guns | Drywall Screw gun (2,500 RPM, High Torque) | SE 18 LTX 2500 NEW | 620047890 | |
| | Drywall Screw gun (4,000 RPM) | SE 18 LTX 4000 NEW | 620048890 | |
| | Drywall Screw gun (6,000 RPM, High Speed) | SE 18 LTX 6000 NEW | 620049890 | |
| Angle Grinders | 4-1/2" Brushless Angle Grinder w/Safety Brake (9,000 RPM) | WPB 18 LTX BL 115 Quick | 613074860 | 613074620 (2x 5.5 Ah LiHD) |
| | 4-1/2" / 6" Brushless Angle Grinder w/Safety Brake (9,000 RPM) | WPB 18 LTX BL 150 Quick | 613076860 | 613076640 (2x 6.2 Ah LiHD) |
| | 5" Flat Head Paddle Switch Grinder (8,000 RPM) | WPF 18 LTX 125 | 613070860 | US613070620 (2x 6.2 Ah LiHD) |
| | 9" 36V Brushless Angle Grinder w/Safety Brake (6,600 RPM) | WPB 36 LTX BL 230 NEW | | 613101640 (2x 6.2 Ah LiHD 36V) |
| | 9" 2x18V Brushless Angle Grinder w/Safety Brake (6,600 RPM) | WPB 36-18 LTX BL 230 NEW | 613102860 | |
| | 2.5" Band-Saw w/Safety Brake (32-7/8" Blade) | MBS 18 LTX 2.5 NEW | 613022850 | |
| Bevel-ing | Chamfer / Radius Tool (8,000 RPM) | KFM 18 LTX 3 RF | 601754840 | 601754750 (2x 5.5Ah LiHD) |
| Die Grinders | Die Grinder w/Paddle Switch (25,000 RPM) | GPA 18 LTX | 600621860 | |
| | High Torque Die Grinder (6,000 RPM) | GA 18 LTX G | 600639860 | |
| Metal Finishing | 4.5" Burnisher (3,000 RPM) | S 18 LTX 115 | 600154860 | |
| | 6" Fillet Weld Grinder (3,800 RPM) | KNS 18 LTX 150 | 600191850 | |
| | Pipe and Tube Sander (1,812 RPM) | RB 18 LTX 60 | 600192850 | |
| | Band File (1,576 RPM) | BF 18 LTX 90 | 600321850 | |
| Saws | 6.5" Circular Saw (2,700 RPM) | KSA 18 LTX | 602268850 | |
| | Reciprocating Saw (2,700 SPM) | ASE 18 LTX | 602269850 | |
| | Compact Reciprocating Saw (3,300 SPM) | SSE 18 LTX Compact NEW | 602266890 | |
| | Jig Saw (D-Grip) (2,700 SPM) | STA 18 LTX | 602298850 | |
| | Jig Saw (Barrel Grip) (3,000 SPM, Var. Speed) | STA 18 LTX 140 | 601405890 | |
| Lights | LED Flashlight, 280 Lumens | ULA 14.4-18 LED | 600368000 | |
| | LED Work Light, 480 Lumens | SLA 14.4-18 LED | 600370000 | |
| | LED Site Lamp, 1,200/2,600 Lumens | BSA 14.4-18 LED | 602111850 | US602111750 (1x 5.2 Ah) |
| | LED Site Lamp Industrial, 1,200/2,600 Lumens, High Vis, Magnet base | BSA 14.4-18 LED Industrial NEW | 602111010 | |
| Rot. Hmrs | 1" SDS-Plus Combination Hmr (1,100 RPM, 4,000 BPM, 2.2J) | KHA 18 LTX | 600210890 | |
| | 1-1/4" 36V SDS-Plus Combination Hmr (1,100 RPM, 4,500 BPM, 3.1J) | KHA 36 LTX | 600795840 | 600795520 (2x 5.2 Ah 36V) |
| | 1-1/4" 2x18V SDS-Plus Combination Hmr (1,100 RPM, 4,500 BPM, 3.1J) | KHA 36-18 LTX 32 NEW | 600796840 | |
| Misc. | Shop Fan | AV 18 | 606176850 | |
| | Shop Blower | AG 18 | 602242850 | |
| | Heated Jacket | (XS - 657015000), (S - 657014000), (M - 657009000), (L - 657010000), (XL - 657011000), (2XL - 657012000), (3XL - 657013000) | | |



ULTRA-M: THE MOST ADVANCED 18V BATTERY SYSTEM

Air-Cooled: The built-in fan system quickly cools a hot battery pack, reducing the overall charging time while increasing battery life.

Electronic Single Cell Protection (ESCP): Each cell evenly charges and discharges, extending the life of the battery, helping protect the motor and extending the life of the tool.



3-Year Unconditional Battery Warranty



Metabo Corporation
Phone: 610-436-5900 or 800-638-2264
Fax: 800-638-2261
info@metabousa.com
www.metabousa.com



Metabo Canada Inc.
Phone: 905-624-5897 or 877-638-2261
Fax: 877-638-2269
info@metabo.ca
www.metabo.ca

US1059 1/17

metabo[®]
PROFESSIONAL POWER TOOL SOLUTIONS